

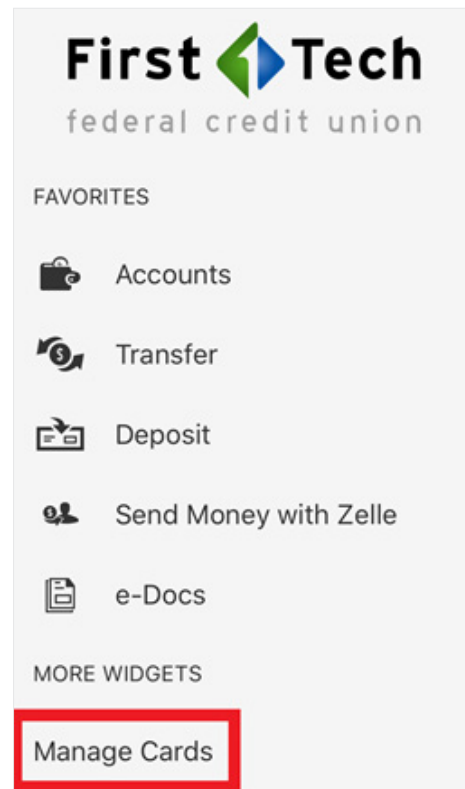
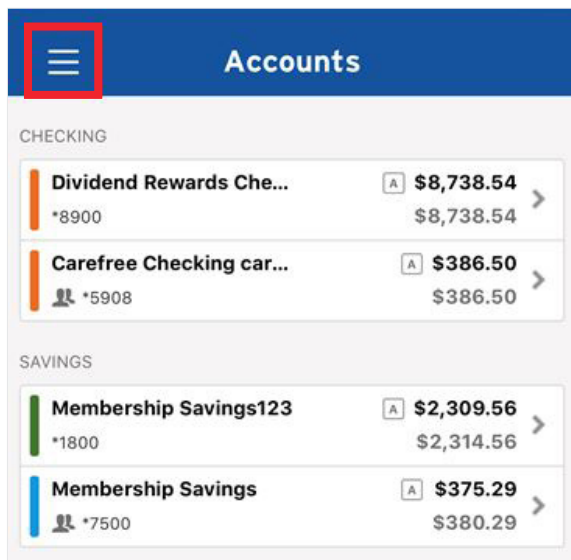


STEP-BY-STEP GUIDE: Mobile App

How to set up travel notifications

Step 1: Navigate to Manage Cards widget


Once you've logged in to the app, tap the list icon in the top left corner of your screen to open the menu and tap the Manage Cards widget.





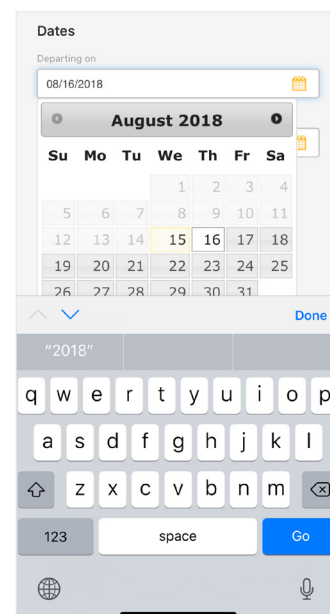
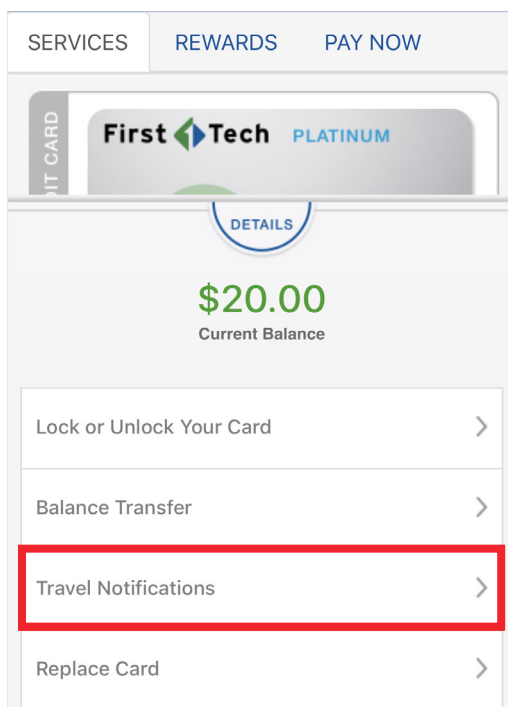
Step 2: Locate your card

Next, locate the card you want to use by referring to the last four digits of the card. To access that card's features, simply click on the image of the card.



Step 3: Enter travel dates

Under the SERVICES tab, there is a tab labeled Travel Notifications. Tap the arrow on the right to access the feature. Enter your departure and return dates.





Step 4: Enter travel destination

Next tap the Destination tab to enter in the Country or U.S. state you will be visiting.

Destination

State (U.S) or Country

Add

Canada (Ca)

Step 5: Enter emergency contact number

Please enter an emergency contact number in case we need to contact you about any suspicious charges.

Contact

A number for us to reach you during the trip



Step 6: Agree to Terms and Conditions

Read the Terms and Conditions (T&C) when prompted and enter your name to confirm to the agreement before tapping the Accept button in the top right corner.

Cancel **Terms and Conditions** Accept

Terms and Conditions

Placing a travel alert is for a specific card selected. Any other cards on your account will need a separate travel alert for their card usage. Your transaction may still be declined if we suspect fraud outside of the travel pattern. We cannot guarantee all transactions will be approved depending on travel, account status (over limit, daily limits, etc).

Name

Step 7: Verify information and submit form

After agreeing to the T&C, make sure that all the information you have entered is correct and then tap Submit. Once you have submitted a Travel Notification, it cannot be canceled or modified through our Online or Mobile Banking site. Instead, please call member services at 855.855.8805.

← **Travel notifications**

Travel Notifications FAQ

- 1 08/16/2018-08/17/2018 >
- 2 Canada (Ca) >
- 3 0000000000 >
- 4 Accepted

TERMS AND CONDITIONS

Submit



Once you've tapped the Submit button, you will see a success message to confirm your submission.

